

R 2,000 Woolworths Voucher

Subscribe to our Free **Daily** All4Women Newsletter to enter.

 Join the **Classroom Solutions** community. [Join now >](#) 

HOME HOME & GARDEN

Decorating ideas for a small living room

June 6, 2017 | by Contributor | with 0 Comments




[f Facebook](#) [t Twitter](#) [p Pinterest](#) [w Whatsapp](#)

Psoriasis and Happiness

What it's like to live with psoriasis? Answer short surveys and help others.

PsoHappy



 Claire Gibson, from La-Z-Boy, shares her tricks to transform a cramped, small living room into one that feels inviting



Choose a small space sofa

When space is limited, it may feel that the choice of furnishings is too. However, this is no longer a reality.

"As homes are getting smaller and urban living is becoming more popular, a plethora of scaled-down furnishings are becoming available, which have been specially designed to fit smaller living quarters," says Gibson.

Scaled-down sofas, also known as apartment sofas, boast slimmer dimensions, sleeker designs, exposed legs and smaller arms.

"Removing the 'bulk' and creating the impression that the sofa is 'floating' on legs establishes the illusion of more space."


100% LEGAL!

100% APPROVED!
www.lottostar.co.za

We want to know

Have you travelled overseas in the past 5 years?

- Yes
- No, but been to an African country
- No, but planning to this year
- No, not in the last 5 years
- Never been overseas

[vote](#)

[View Results](#)

Poll sponsored by:

Get a Free Gap Cover Quote

[Click here](#)

La-Z-Boy's Urban Attitudes range of sofas, for example, are compact, comfortable and very trendy – the perfect complement to any small space."

Arrange furniture wisely

Gibson recommends measuring the living room space in question before choosing any furniture. This way, you can get a visual sense of how things will fit.

"If the space doesn't allow for a small sofa and a couple of single seaters, then you should consider a scaled-down corner suite instead," says Gibson.

Although larger than a two-seater, compact corner suites are ideal for cramped spaces as they offer the same amount of seating as a two-seater and two single seaters, but take up a smaller footprint.



Decorate with mirrors

Mirrors are a great addition to a small space as they reflect light and create the illusion of added space.

"A large mirror hung in a central location in a living room is a great way to create an attractive focal point. If you want to maximise light, hang a mirror behind a light source, such as a downlight, lamp or pendant light. Alternatively, you can position it in such a manner that it reflects the natural light and view coming in from the windows opposite – this will make the room feel brighter and the mirror will create the illusion of it being another window," says Gibson.



Moving on up

"Emphasising a room's height will immediately make it feel bigger," explains Gibson.

She recommends using the wall space all the way up to the ceiling to draw the eye up and create vertical dimensions in the composition.

"Floor-to-ceiling curtains are a stylish way to accomplish this goal, as are groupings of artworks that reach all the way to the ceiling. This kind of installation invites the eye to roam beyond the eye-level horizontal space that often feels confined," says Gibson.

Love the layers

Squeezing one piece of furniture in front of another is a way to build necessary function or storage into a tiny living room.

"Try including a small dresser behind your sofa to create a surface for table lamps, or tuck poufs under the coffee table for added seating that can be taken out and used when required," says Gibson.

"The trick is to use every space possible, but to use it in a practical and aesthetically streamlined manner so that you get the maximum use out of the space, but it doesn't make the room feel cramped and cluttered."